

Shareholding Pattern under Regulation 31 of SEBI (Listing Obligations and Disclosure Requirements) Regulations, 2015


| | | |
|----|--|---|
| 1 | Name of Listed Entity: | ALLAHABAD BANK |
| 2 | Scrip Code/Name of Scrip/Class of Security: | NSE- ALBK EQ, BSE-532480, Class- Equity Share |
| 3 | Share Holding Pattern Filed under: | Reg. 31(1) (b) |
| a. | If under 31(1)(b) then indicate the report for Quarter ending : | 30-JUNE-2018. |
| b. | If under 31(1)(c) then indicate date of allotment/extinguishment : | N.A |

| | |
|---|--------------|
| 4 | Declaration: |
|---|--------------|

| Sl. No. | Particulars | Promoter and Promoter Group | Public | Non Promoter Non-Public |
|---------|--|-----------------------------|--------|-------------------------|
| 1 | Whether the Listed Entity has issued any partly paid up shares? | No | No | No |
| 2 | Whether the Listed Entity has issued any Convertible Securities or Warrants? | No | No | No |
| 3 | Whether the Listed Entity has any shares against which depository receipts are issued? | No | No | No |
| 4 | Whether the Listed Entity has any shares in locked-in? | Yes | Yes | No |
| 5 | Whether any shares held by promoters are pledge or otherwise encumbered? | No | No | No |

Remarks:


1. Bank has not issued any ADR, GDR, SDR.
2. Bank has issued only one class of shares i.e. equity shares. Hence voting patterns of shareholders is NOT APPLICABLE.
3. In terms of Section 3(2E) of the Banking Companies (Acquisition and Transfer of Undertakings) Act, 1970, no shareholder other than the Central Government, shall be entitled to exercise voting rights in respect of any shares held by him in excess of ten percent of the total voting rights of all the shareholders of the Bank.



Allahabad Bank

Table I - Summary Statement holding of specified securities :


| Category | Category of shareholder | Number of shareholders | No. of fully paid up equity shares held | No. of Partly paid-up equity shares held | No. of shares underlying Depository Receipts | Total nos. of shares held | Share holding as a % of total no. of shares (calculated as per SCRR, 1957) | Number of Voting Rights held in each class of securities | | | No. of Shares Underlying Outstanding convertible securities (including Warrants) | Share holding, as a % assuming full conversion of convertible securities (as a percentage of diluted share capital) | Number of Locked in shares | | Number of Shares pledged or otherwise encumbered | | Number of equity shares held in dematerialised form | |
|----------|-------------------------------|------------------------|---|--|--|---------------------------|--|--|-------------|-------------------|--|---|----------------------------|------------------|--|----------|---|--------------------------------|
| | | | | | | | | No of Voting Rights | | | | | Total as a % of (A+B+C) | No. (a) | As a % of total Shares held(b) | No. (a) | | As a % of total Shares held(b) |
| | | | | | | | | Class eg. X | Class eg. Y | Total | | | | | | | | |
| (I) | (II) | (III) | (IV) | (V) | (VI) | (VII) = (IV)+(V)+(VI) | (VIII) As a % of (A+B+C2) | (IX) | | | (X) | (XI) = (VII)+(X) As a % of (A+B+C2) | (XII) | | (XIII) | | (XIV) | |
| (A) | Promoter & Promoter Group | 1 | 757466441 | 0 | 0 | 757466441 | 71.81 | 757466441 | 0 | 757466441 | 71.81 | 0 | 71.81 | 757466441 | 100.00 | 0 | 0.00 | 757466441 |
| (B) | Public | 228627 | 297311223 | 0 | 0 | 297311223 | 28.19 | 297311223 | 0 | 297311223 | 28.19 | 0 | 28.19 | 43829778 | 14.74 | 0 | 0.00 | 282735850 |
| (C) | Non Promoter - Non Public | | 0 | 0 | 0 | 0 | 0.00 | 0 | 0 | 0 | 0.00 | 0 | 0.00 | 0 | 0.00 | 0 | 0.00 | 0 |
| (C1) | Shares Underlying DRs | 0 | 0 | 0 | 0 | 0 | 0.00 | 0 | 0 | 0 | 0.00 | 0 | 0.00 | 0 | 0.00 | 0 | 0.00 | 0 |
| (C2) | Shares Held By Employee Trust | 0 | 0 | 0 | 0 | 0 | 0.00 | 0 | 0 | 0 | 0.00 | 0 | 0.00 | 0 | 0.00 | 0 | 0.00 | 0 |
| | Total | 228628 | 1054777664 | 0 | 0 | 1054777664 | 100.00 | 1054777664 | 0 | 1054777664 | 100.00 | 0 | 100.00 | 801296219 | 75.97 | 0 | 0.00 | 1040202291 |



Allahabad Bank

Table II - Statement showing shareholding pattern of the Promoter and Promoter Group

| Category | Category & Name of shareholders | PAN | Nos. of share holders | No. of fully paid up equity shares held | No. of Partly paid-up equity shares held | No. of shares under lying Depository Receipts | Total Nos of shares held | Share holding as a % of total no. of shares (calculated as per SCRR, 1957) | Number of Voting Rights held in each class of securities | | | No. of Shares Underlying Outstanding convertible securities (including Warrants) | Share holding, as a % assuming full conversion of convertible securities (as a percentage of diluted share capital) | Number of Locked in shares | | Number of Shares pledged or otherwise | | Number of equity shares held in dematerialised form | |
|----------|--|------|-----------------------|---|--|---|--------------------------|--|--|-------------|------------------|--|---|----------------------------|------------------|---------------------------------------|----------|---|---------------------------------|
| | | | | | | | | | No of Voting Rights | | | | | Total as a % of (A+B+C) | No. (a) | As a % of total Shares held (b) | No. (a) | | As a % of total Shares held (b) |
| | | | | | | | | | Class eg: X | Class eg: y | Total | | | | | | | | |
| | (i) | (ii) | (iii) | (iv) | (v) | (vi) | (vii) = (iv)+(v)+(vi) | (viii) As a % of (A+B+C2) | (ix) | | | (x) | (xi) = (vii)+(x) As a % of (A+B+C2) | (xii) | | (xiii) | (xiv) | | |
| 1 | Indian | | | | | | | 0.00 | | | | 0.00 | | 0.00 | | | | 0.00 | |
| | (a) Individuals / Hindu Undivided Family | | 0 | 0 | 0 | 0 | 0 | 0.00 | 0 | 0 | 0 | 0.00 | 0 | 0.00 | 0 | 0.00 | 0 | 0.00 | 0 |
| | (b) Central Government / State Government(s) | | 1 | 757466441 | 0 | 0 | 757466441 | 71.81 | 757466441 | 0 | 757466441 | 71.81 | 0 | 71.81 | 757466441 | 100.00 | 0 | 0.00 | 757466441 |
| | (c) President of India | | 1 | 757466441 | 0 | 0 | 757466441 | 71.81 | 757466441 | 0 | 757466441 | 71.81 | 0 | 71.81 | 757466441 | 100.00 | 0 | 0.00 | 757466441 |
| | (d) Financial institutions / Any Other (Specify) | | 0 | 0 | 0 | 0 | 0 | 0.00 | 0 | 0 | 0 | 0.00 | 0 | 0.00 | 0 | 0.00 | 0 | 0.00 | 0 |
| | (e) Bodies Corporate | | 0 | 0 | 0 | 0 | 0 | 0.00 | 0 | 0 | 0 | 0.00 | 0 | 0.00 | 0 | 0.00 | 0 | 0.00 | 0 |
| | Sub Total (A)(1) | | 1 | 757466441 | 0 | 0 | 757466441 | 71.81 | 757466441 | 0 | 757466441 | 71.81 | 0 | 71.81 | 757466441 | 100.00 | 0 | 0.00 | 757466441 |
| 2 | Foreign | | | | | | | 0.00 | | | | 0.00 | | 0.00 | | | | 0.00 | |
| | (a) Individuals (Non-Resident Individuals / Foreign) | | 0 | 0 | 0 | 0 | 0 | 0.00 | 0 | 0 | 0 | 0.00 | 0 | 0.00 | 0 | 0.00 | 0 | 0.00 | 0 |
| | (b) Government | | 0 | 0 | 0 | 0 | 0 | 0.00 | 0 | 0 | 0 | 0.00 | 0 | 0.00 | 0 | 0.00 | 0 | 0.00 | 0 |
| | (c) Institutions | | 0 | 0 | 0 | 0 | 0 | 0.00 | 0 | 0 | 0 | 0.00 | 0 | 0.00 | 0 | 0.00 | 0 | 0.00 | 0 |
| | (d) Foreign Portfolio Investor | | 0 | 0 | 0 | 0 | 0 | 0.00 | 0 | 0 | 0 | 0.00 | 0 | 0.00 | 0 | 0.00 | 0 | 0.00 | 0 |
| | (e) Any Other (Specify) | | 0 | 0 | 0 | 0 | 0 | 0.00 | 0 | 0 | 0 | 0.00 | 0 | 0.00 | 0 | 0.00 | 0 | 0.00 | 0 |
| | Sub Total (A)(2) | | 0 | 0 | 0 | 0 | 0 | 0.00 | 0 | 0 | 0 | 0.00 | 0 | 0.00 | 0 | 0.00 | 0 | 0.00 | 0 |
| | Total Shareholding Of Promoter And Promoter Group (A) = (A)(1)+(A)(2) | | 1 | 757466441 | 0 | 0 | 757466441 | 71.81 | 757466441 | 0 | 757466441 | 71.81 | 0 | 71.81 | 757466441 | 100.00 | 0 | 0.00 | 757466441 |



Allahabad Bank


Table III - Statement showing shareholding pattern of the Public shareholder

| Category | Category & Name of shareholders | PAN | Nos. of share holders | No. of fully paid up equity shares held | No. of Partly paid up equity shares held | No. of shares underlying Depository Receipts | Total Nos. of shares held | Share holding as a % of total No. of shares (calculated as per SCRR, 1957) | Number of Voting Rights held in each class of securities | | | No. of Shares Underlying Outstanding convertible securities (including Warrants) | Share holding, as a % assuming full conversion of convertible securities (as a percentage of diluted share capital) | Number of Locked in shares | | Number of Shares pledged or otherwise encumbered | | Number of equity shares held in dematerialised form | |
|----------|--|------------|-----------------------|---|--|--|---------------------------|--|--|-------------|-----------|--|---|----------------------------|-----------|--|-----------|---|--------------------------------|
| | | | | | | | | | No of Voting Rights | | | | | Total as a % of (A+B+C) | No. (a) | As a % of total Shares held(b) | No. (a) | | As a % of total Shares held(b) |
| | | | | | | | | | Class eg: X | Class eg: Y | Total | | | | | | | | |
| | (I) | (II) | (III) | (IV) | (V) | (VI) | (VII) = (IV)+(V)+ (VI) | (VIII) As a % of (A+B+C2) | (IX) | | | (X) | (XI) = (VII)+(X) As a % of (A+B+C2) | (XIII) | | (XIV) | | | |
| 1 | Institutions | | | 16 | 29267932 | 0 | 29267932 | 2.77 | 29267932 | 0 | 29267932 | 2.77 | 0 | 0.00 | 0 | 0.00 | 29267932 | | |
| (a) | Mutual Fund | | | 5 | 26723617 | 0 | 26723617 | 2.53 | 26723617 | 0 | 26723617 | 2.53 | 0 | 0.00 | 0 | 0.00 | 26723617 | | |
| | HDFC TRUSTEE COMPANY LTD. (through its various schemes-consolidated 5 A/cs.) | AAATH1809A | | | | | | | | | | | | | | | | | |
| (b) | Venture Capital Funds | | | 0 | 0 | 0 | 0 | 0.00 | 0 | 0 | 0 | 0.00 | 0 | 0.00 | 0 | 0.00 | 0 | | |
| (c) | Alternate Investment Funds | | | 0 | 0 | 0 | 0 | 0.00 | 0 | 0 | 0 | 0.00 | 0 | 0.00 | 0 | 0.00 | 0 | | |
| (d) | Foreign Venture Capital Investors | | | 0 | 0 | 0 | 0 | 0.00 | 0 | 0 | 0 | 0.00 | 0 | 0.00 | 0 | 0.00 | 0 | | |
| (e) | Foreign Portfolio Investor | | | 80 | 26585088 | 0 | 26585088 | 2.52 | 26585088 | 0 | 26585088 | 2.52 | 0 | 0.00 | 0 | 0.00 | 26585088 | | |
| (f) | Financial Institutions / Banks / FI | | | 7 | 834802 | 0 | 834802 | 0.08 | 834802 | 0 | 834802 | 0.08 | 0 | 0.00 | 0 | 0.00 | 834802 | | |
| (g) | Insurance Companies | | | 5 | 107579077 | 0 | 107579077 | 10.20 | 107579077 | 0 | 107579077 | 10.20 | 0 | 0.00 | 0 | 0.00 | 107579077 | | |
| | Life Insurance Corporation of India -(through its various schemes-consolidated 13 A/cs.) | AAACL0582H | | 13 | 104366126 | 0 | 104366126 | 9.89 | 104366126 | 0 | 104366126 | 9.89 | 0 | 0.00 | 0 | 0.00 | 104366126 | | |
| (h) | Provident Funds/ Pension Funds | | | 0 | 0 | 0 | 0 | 0.00 | 0 | 0 | 0 | 0.00 | 0 | 0.00 | 0 | 0.00 | 0 | | |
| (i) | Any Other (Specify) | | | 0 | 0 | 0 | 0 | 0.00 | 0 | 0 | 0 | 0.00 | 0 | 0.00 | 0 | 0.00 | 0 | | |
| | Sub Total (B)(1) | | | 108 | 164266899 | 0 | 164266899 | 15.57 | 164266899 | 0 | 164266899 | 15.57 | 0 | 0.00 | 0 | 0.00 | 164266899 | | |
| 2 | Central Government/ State Government(s)/ President of India | | | 0 | 0 | 0 | 0 | 0.00 | 0 | 0 | 0 | 0.00 | 0 | 0.00 | 0 | 0.00 | 0 | | |
| | Central Government / State Government(s) | | | 0 | 0 | 0 | 0 | 0.00 | 0 | 0 | 0 | 0.00 | 0 | 0.00 | 0 | 0.00 | 0 | | |
| | Sub Total (B)(2) | | | 0 | 0 | 0 | 0 | 0.00 | 0 | 0 | 0 | 0.00 | 0 | 0.00 | 0 | 0.00 | 0 | | |
| 3 | Non-Institutions | | | | | | | | | | | | | | | | | | |
| (a) | Individuals | | | | | | | | | | | | | | | | | | |
| i. | Individual shareholders holding nominal share capital up to Rs. 2 lakhs. | | | 226159 | 113218621 | 0 | 113218621 | 10.73 | 113218621 | 0 | 113218621 | 10.73 | 0 | 0.00 | 43829778 | 38.71 | 0 | 0.00 | 98867948 |
| ii. | Individual shareholders holding nominal share capital in excess of Rs. 2 lakhs. | | | 102 | 8673956 | 0 | 8673956 | 0.82 | 8673956 | 0 | 8673956 | 0.82 | 0 | 0.00 | 0 | 0.00 | 0 | 0.00 | 8603056 |
| (b) | NBFCs registered with RBI | | | 0 | 0 | 0 | 0 | 0.00 | 0 | 0 | 0 | 0.00 | 0 | 0.00 | 0 | 0.00 | 0 | | |
| (c) | Employee Trusts | | | 0 | 0 | 0 | 0 | 0.00 | 0 | 0 | 0 | 0.00 | 0 | 0.00 | 0 | 0.00 | 0 | | |
| (d) | Overseas Depositories(holding DRs) (balancing figure) | | | 0 | 0 | 0 | 0 | 0.00 | 0 | 0 | 0 | 0.00 | 0 | 0.00 | 0 | 0.00 | 0 | | |
| (e) | Any Other (Specify) | | | 2258 | 11151747 | 0 | 11151747 | 1.06 | 11151747 | 0 | 11151747 | 1.06 | 0 | 0.00 | 0 | 0.00 | 10997947 | | |
| | Trusts | | | 11 | 63469 | 0 | 63469 | 0.01 | 63469 | 0 | 63469 | 0.01 | 0 | 0.00 | 0 | 0.00 | 63469 | | |
| | Non Resident Indians | | | 1167 | 1487661 | 0 | 1487661 | 0.14 | 1487661 | 0 | 1487661 | 0.14 | 0 | 0.00 | 0 | 0.00 | 1448161 | | |
| | Bodies Corporate | | | 916 | 8657252 | 0 | 8657252 | 0.82 | 8657252 | 0 | 8657252 | 0.82 | 0 | 0.00 | 0 | 0.00 | 8542952 | | |
| | Clearing Members / Corp. | | | 164 | 943365 | 0 | 943365 | 0.09 | 943365 | 0 | 943365 | 0.09 | 0 | 0.00 | 0 | 0.00 | 943365 | | |
| | Sub Total (B)(3) | | | 228519 | 133044324 | 0 | 133044324 | 12.61 | 133044324 | 0 | 133044324 | 12.61 | 0 | 0.00 | 43829778 | 32.94 | 0 | 0.00 | 118468951 |
| | Total Public Shareholding (B)=(B)(1)+(B)(2)+(B)(3) | | | 228627 | 297311223 | 0 | 297311223 | 28.19 | 297311223 | 0 | 297311223 | 28.19 | 0 | 0.00 | 43829778 | 14.74 | 0 | 0.00 | 287735850 |
| | Total(A)+(B) | | | 228628 | 105477664 | 0 | 105477664 | 100.00 | 105477664 | 0 | 105477664 | 100.00 | 0 | 0.00 | 801296219 | 75.97 | 0 | 0.00 | 1040202291 |

Details of Shares which remain unclaimed along with details such as number of shareholders, outstanding shares held in demat/unclaimed suspense account, voting rights of which are frozen etc.

No. of Shares held
3793

No. of shareholders
13



ALLAHABAD BANK

Table IV - Statement showing shareholding pattern of the Non Promoter- Non Public shareholder

| Category | Category & Name of shareholders | PAN | Nos. of share holders | No. of fully paid up equity shares held | No. of Partly paid-up equity shares held | No. of shares underlying Depository Receipts | Total Nos. of shares held | Share holding as a % of total no. of shares (calculated as per SCRR, 1957) | Number of Voting Rights held in each class of securities | | | No. of Shares Underlying Outstanding convertible securities (including Warrants) | Shareholding, as a % assuming full conversion of convertible securities (as a percentage of diluted share capital) | Number of Locked in shares | | Number of Shares pledged or otherwise encumbered | | Number of equity shares held in dematerialised form | |
|----------------------------|---|------|-----------------------|---|--|--|---------------------------|--|--|-------------|-------------------|--|--|----------------------------|------------------|--|----------|---|--------------------------------|
| | | | | | | | | | No of Voting Rights | | | | | Total as a % of (A+B+C) | No. (a) | As a % of total Shares held(b) | No. (a) | | As a % of total Shares held(b) |
| | | | | | | | | | Class eg: X | Class eg: Y | Total | | | | | | | | |
| | (I) | (II) | (III) | (IV) | (V) | (VI) | (VII) = (IV)+(V)+ (VI) | (VIII) As a % of (A+B+C2) | (IX) | | | (X) | (XI)= (VII)+(X) As a % of (A+B+C2) | (XII) | | (XIII) | | (XIV) | |
| | | | 0 | 0 | 0 | 0 | 0 | 0.0000 | 0 | 0 | 0 | 0.00 | 0 | 0.00 | 0 | 0.0000 | 0 | 0.00 | 0 |
| 1 | Custodian/DR Holder | | 0 | 0 | 0 | 0 | 0 | 0.0000 | 0 | 0 | 0 | 0.00 | 0 | 0.00 | 0 | 0.0000 | 0 | 0.00 | 0 |
| 2 | Employee Benefit Trust (under SEBI (Share based Employee Benefit) Regulations, 2014 | | 0 | 0 | 0 | 0 | 0 | 0.0000 | 0 | 0 | 0 | 0.00 | 0 | 0.00 | 0 | 0.0000 | 0 | 0.00 | 0 |
| | Total Non-Promoter- Non Public Shareholding (C)= (C)(1)+(C)(2) | | 0 | 0 | 0 | 0 | 0 | 0.0000 | 0 | 0 | 0 | 0.00 | 0 | 0.00 | 0 | 0.0000 | 0 | 0.00 | 0 |
| Grand Total (A+B+C) | | | 228628 | 1054777664 | 0 | 0 | 1054777664 | 100.00 | 1054777664 | 0 | 1054778664 | 100.00 | 0 | 100.00 | 801296219 | 75.97 | 0 | 0.00 | 1040202291 |

