






### **Auditors' Responsibility**

3. Our responsibility is to express an opinion on these financial statements based on our audit. We conducted our audit in accordance with the Standards on Auditing issued by the Institute of Chartered Accountants of India. Those Standards require that we comply with ethical requirements and plan and perform the audit to obtain reasonable assurance about whether the financial statements are free from material misstatement.
4. An audit involves performing procedures to obtain audit evidence about the amounts and disclosures in the financial statements. The procedures selected depend on the auditors' judgment, including the assessment of the risks of material misstatement of the financial statements, whether due to fraud or error. In making those risk assessments, the auditor considers internal controls relevant to the Bank's preparation and fair presentation of the financial statements in order to design audit procedures that are appropriate in the circumstances but not for the purpose of expressing an opinion on effectiveness of the Bank's internal controls. An audit also includes evaluating the appropriateness of accounting policies used and the reasonableness of the accounting estimates made by the management, as well as evaluating the overall presentation of the financial statements.
5. We believe that the audit evidence we have obtained is sufficient and appropriate to provide a basis for our audit opinion.

### **Opinion**

6. In our opinion, as shown by the books of the Bank, and to the best of our information and according to the explanations given to us :
  - (i) the Balance Sheet, read with the notes thereon is a full and fair Balance Sheet containing all the necessary particulars, is properly drawn up so as to exhibit a true and fair view of the state of affairs







of the Bank as at 31<sup>st</sup> March 2017 in conformity with the accounting principles generally accepted in India;

- (ii) the Profit and Loss Account, read with the notes thereon shows a true balance of loss in conformity with the accounting principles generally accepted in India, for the year covered by the accounts ; and;
- (iii) the Cash Flow Statement gives a true and fair view of the cash flows for the year ended on that date.

### **Report on Other Legal and Regulatory Requirements**


7. The Balance Sheet and the Profit and Loss Account have been drawn up in accordance with section 29 of the Banking Regulation Act, 1949.
8. Subject to the limitations of the audit indicated in paragraphs 1 to 5 above and as required by the Banking Companies (Acquisition and Transfer of Undertakings) Act, 1970, and subject also to the limitations of disclosure required therein, we report that:
  - a) We have obtained all the information and explanations which, to the best of our knowledge and belief, were necessary for the purposes of our audit and have found them to be satisfactory.
  - b) The transactions of the Bank, which have come to our notice, have been within the powers of the Bank.
  - c) The returns received from the offices and branches of the Bank have been found adequate for the purposes of our audit.
9. We further report that:
  - a) the Balance Sheet and Profit and Loss account dealt with by this report are in agreement with the books of accounts and returns;



- b) the reports on the accounts of the branch offices audited by the branch auditors of the Bank under section 29 of the Banking Regulation Act, 1949 have been sent to us and have been properly dealt with by us in preparing this report;
- c) In our opinion, the Balance Sheet, Profit and Loss Account and Cash Flow Statement comply with the applicable accounting standards.

**Statutory Central Auditors**


For **M/s N. C. Banerjee & Co.**  
Chartered Accountants  
FRN : 302081E



*[Signature]*

(CA) K. Sarker)  
Partner  
Membership No. - 060543


For **M/s Raju & Prasad**  
Chartered Accountants  
FRN : 003475S



*[Signature]*

(CA) Srinivasa Rao)  
Partner  
Membership No.- 009329


For **M/s Kansal Singla & Associates**  
Chartered Accountants  
FRN : 003897N



*[Signature]*

(CA) S. K. Kansal)  
Partner  
Membership No.- 080632


For **M/s De & Bose**  
Chartered Accountants  
FRN : 302175E



*[Signature]*

(CA) Subrata De)  
Partner  
Membership No. - 054962

For **M/s G N S & Associates**  
Chartered Accountants  
FRN : 318171E



*[Signature]*

(CA) K. Dehuri)  
Partner  
Membership No. - 053937

Place: Kolkata  
Date: 17.05.2017





# ALLAHABAD BANK

AUDITED FINANCIAL RESULTS  
for Quarter and Year ended 31<sup>st</sup> March, 2017

(₹ In lakh)


PARTICULARS	Quarter Ended			Year Ended		Year Ended (Consolidated)	
	31.03.2017 (Audited)	31.12.2016 (Revised)	31.03.2016 (Audited)	31.03.2017 (Audited)	31.03.2016 (Audited)	31.03.2017 (Audited)	31.03.2016 (Audited)
1. Interest Earned (a) + (b) + (c) + (d)	437218	429526	449665	1766039	1888494	1769435	1891480
(a) Interest/discount on Advances/ Bills	286030	306029	336007	1260310	1448639	1260309	1448639
(b) Income on Investments	105753	102465	101585	412012	398961	415393	401936
(c) Interest on balances with Reserve Bank of India and other inter bank funds	25783	15623	9372	61269	28494	61285	28498
(d) Others	19652	5409	2701	32448	12400	32448	12407
2. Other Income	73289	72987	55473	264433	191013	288459	209201
<b>A TOTAL INCOME (1) + (2)</b>	<b>510507</b>	<b>502513</b>	<b>505138</b>	<b>2030472</b>	<b>2079507</b>	<b>2057894</b>	<b>2100681</b>
3. Interest Expended	301109	311195	322295	1237336	1298645	1237293	1298508
4. Operating Expenses (e) + (f)	102832	104984	95518	406459	367472	429719	385976
(e) Employee Cost	53759	59664	51455	228594	213088	230632	214842
(f) Other operating expenses (All items exceeding 10% of the total expenditure excluding interest expenditure have been shown separately)	49073	45320	44063	177865	154384	199087	171134
<b>B Total Expenditure (3) + (4) excluding Provisions and Contingencies</b>	<b>403941</b>	<b>416179</b>	<b>417813</b>	<b>1643795</b>	<b>1666117</b>	<b>1667012</b>	<b>1684484</b>
<b>C Operating Profit (A - B) (Profit before Provisions &amp; Contingencies)</b>	<b>106566</b>	<b>86334</b>	<b>87325</b>	<b>386677</b>	<b>413390</b>	<b>390882</b>	<b>416197</b>
<b>D Provisions (other than tax) and Contingencies</b>	143016	89613	248715	447147	525319	447200	525519
Of which provisions for Non-performing Assets	148988	79582	297974	455237	597305	455237	597305
<b>E Exceptional Items</b>	<b>0</b>	<b>0</b>	<b>0</b>	<b>0</b>	<b>0</b>	<b>0</b>	<b>0</b>
F Provision for Taxes	(47566)	(10805)	(103277)	(29119)	(37598)	(28418)	(37338)
<b>G Net Profit (+) / Loss (-) from Ordinary Activities (C-D-E-F)</b>	<b>11116</b>	<b>7526</b>	<b>(58113)</b>	<b>(31351)</b>	<b>(74331)</b>	<b>(27900)</b>	<b>(71984)</b>
H Extraordinary Items (Net of Tax expenses)	0.00	0.00	0.00	0.00	0.00	0.00	0.00
<b>I Net Profit (+) / Loss (-) for the period (G-H)</b>	<b>11116</b>	<b>7526</b>	<b>(58113)</b>	<b>(31351)</b>	<b>(74331)</b>	<b>(27900)</b>	<b>(71984)</b>
5. Paid-up equity share capital (Face Value @ ₹ 10 per Share)	74369	74369	61380	74369	61380	74369	61380
6. Reserves excluding Revaluation Reserves (As per balance sheet of previous accounting year)	1095224	1080220	1080220	1095224	1080220	1127403	1108958
7. Analytical Ratios							
(i) Percentage of shares held by Government of India	65.92	65.92	61.38	65.92	61.38	65.92	61.38
(ii) Capital Adequacy Ratio (%)	11.45	10.60	11.02	11.45	11.02	11.61	11.24
(a) CET 1 Ratio (%)	8.20	8.12	8.30	8.20	8.30	8.36	8.52
(b) Additional Tier 1 Ratio (%)	0.29	0.11	0.11	0.29	0.11	0.29	0.11
(iii) Earning per share (EPS) (₹)	1.49	1.02	(9.67)	(4.36)	(12.68)	(3.88)	(12.28)




(iv)	a) Amount of Gross Non-Performing Assets	2068783	1909189	1538457	2068783	1538457	2068783	1538457
	b) Amount of Net Non-Performing Assets	1343351	1262112	1029251	1343351	1029251	1343351	1029251
	c) % of Gross NPAs	13.09	12.51	9.76	13.09	9.76	13.09	9.76
	d) % Net NPAs	8.92	8.65	6.76	8.92	6.76	8.92	6.76
(v)	Return on Assets (Annualised) %	0.19	0.13	(1.01)	(0.13)	(0.33)	(0.12)	(0.30)
Items of Other Operating Expenses exceeded by 10% of total expenditure excluding Interest Expenditure								
	Rent, Taxes & Lighting	14589	12492	12332	50288	44594	51646	45113

\* Not exceeding 10% of total expenditure excluding Interest Expenditure


### Notes on Accounts as per Annexure


  
**(Usha Ananthasubramanian)**  
 Managing Director & CEO


  
**(B. K. Sahoo)**  
 Director

  
**(N. K. Sahoo)**  
 Executive Director

  
**(S. Harisankar)**  
 Executive Director



  
**(S. L. Jain)**  
 General Manager(F&A) & CFO

  
**(S. K. Jain)**  
 Dy. General Manager(F&A)



  
**(S. Bal)**  
 Asst General Manager(F&A)

### Statutory Central Auditors (In terms of our report of even date)



For M/s N. C. Banerjee & Co  
 Chartered Accountants

FRN : 302081E  
  
  
**(CA P. K. Sarker)**  
 Partner  
 Membership No. - 060543



For M/s Raju & Prasad  
 Chartered Accountants  
 FRN : 003475S

  
  
**(CA S. Srinivasa Rao)**  
 Partner  
 Membership No. - 009329

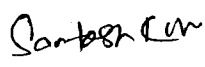

For M/s Kansal Singla & Associates  
 Chartered Accountants  
 FRN : 003897N

  
  
**(CA S. K. Kansal)**  
 Partner  
 Membership No. - 080632

For M/s De & Bose  
 Chartered Accountants  
 FRN : 302175E




  
  
**(CA Subrata De)**  
 Partner  
 Membership No. - 054962

For M/s GNS & Associates  
 Chartered Accountants  
 FRN : 318171E

  
  
**(CA S. K. Dehuri)**  
 Partner  
 Membership No. - 053937

**NOTES FORMING PART OF AUDITED FINANCIAL RESULTS FOR THE  
QUARTER / YEAR ENDED 31<sup>ST</sup> MARCH, 2017**

- 1) The Bank is following the same significant Accounting Policies in preparation of these financial results as were followed in the annual financial statements for the year ended 31<sup>st</sup> March, 2016.
- 2) The above financial results have been reviewed by the Audit Committee of the Board and approved by the Board of Directors of Bank in its meeting held on May 17, 2017.
- 3) The financial results for the quarter and year ended on 31<sup>st</sup> March, 2017 have been arrived at after considering provisions for Non-performing assets, Standard Assets, Restructured Advances, Investment Depreciation, Sundry Liabilities (Interest Capitalisation) account for Funded Interest Term Loan (FITL), and provision for exposure to entities with Unhedged Foreign Currency Exposure on the basis of prudential norms and specific guidelines issued by Reserve Bank of India. Provisions for employee benefits have been made on the basis of actuarial valuation based on AS-15 issued by The Institute of Chartered Accountants of India.
- 4) During the year Bank has issued shares on preferential basis to Government of India (President of India) for a total consideration of ₹ 723 crore and to Life Insurance Corporation of India (LIC) for a total consideration of ₹ 128.14 crore, additional Tier I Capital of ₹ 300 crore, subordinated debt Tier 2 capital of ₹ 1000 crore and redeemed Tier 2 bond of ₹ 561.90 crore on maturity.
- 5) The Govt. of India on 31.03.2017 has remitted an amount of ₹ 418.00 crore (Rupees Four hundred eighteen crore) towards capital contribution in the Bank for FY 2016-17. The said amount is being maintained as "Share Application Money". In terms of RBI permission vide their letter dated 30.03.2017, the Bank has considered the amount of share application money as CET 1 capital as on 31.03.2017.
- 6) In accordance with RBI guidelines, the Bank has one time shifted the securities having book value of ₹ 13135.10 crore from HTM to AFS category during the first quarter of FY 2016-17 with the approval of Board of Directors. As the Market Value of such securities was more than Book Value, no depreciation was provided.
- 7) RBI circular DBOD No. BP.BC. 1/21.06.201/2015-16 dated July 01, 2015 on 'Basel III capital Regulations' read together with RBI circular DBR. No. BP. BC. 80/21.06.201/2014-15 dated March 31, 2015 on 'Prudential Guidelines on Capital Adequacy and Liquidity Standard Amendments' requires banks to make applicable Pillar 3 disclosures including leverage ratio and liquidity coverage ratio under the Basel III



Framework. These disclosures are being made available on the Bank's website [www.allahabadbank.in](http://www.allahabadbank.in). These disclosures have not been subjected to Audit by the auditors.

- 8) Based on the available data, available financial statements and the declaration from borrowers wherever received, the Bank has estimated the liability of ₹ 9.04 crore up to 31st March, 2017 (Previous year ₹ 12.68 crore) on Unhedged Foreign Currency Exposure to their constituents in terms of RBI circulars dated 15.01.2014 and 03.06.2014. The said amount has been fully provided for.
- 9) In compliance with RBI directives, accounts shown under Annex III of Asset Quality Review (AQR) wherein restructuring was failed due to performance issues or non fulfillment of certain conditions and necessary provisions was held in those accounts in terms of RBI directives, have been reviewed as on 31st March 2017 and has now being classified and provision has been made as per the IRAC norms.
- 10) The Bank has recognised the Deferred Tax Assets ₹ 782.23 crore on the difference in the provision for Non Performing Assets as per the books and as per Income Tax during the year ended March 31, 2017.
- 11) In terms of RBI circular FIDD.CO.Plan.BC.23/04.09.01/ 2015-16 dated April 7, 2016, Bank has sold 5063 units for a consideration of ₹ 1265.75 crore including a premium of ₹ 10.98 crore under Priority Sector Lending Certificate SF/MF category for the year ended March 31, 2017.
- 12) Non Performing Loan Provision Coverage Ratio of the Bank is 50.11%.
- 13) Corresponding previous period/ quarter ended figures have been regrouped/ reclassified, wherever necessary in order to make them comparable.


**Statement of Assets and Liabilities is as under**


Particulars	₹ in lacs	
	As on 31.03.2017 (Audited)	As on 31.03.2016 (Audited)
<b>Capital and Liabilities :</b>		
Capital	74369	61380
Reserve and Surplus	1355271	1345023
Share Application Money pending allotment	41800	69000
Deposits	20187022	20064440
Borrowings	1467032	1870704
Other Liabilities	578294	571989
<b>Total</b>	<b>23703788</b>	<b>23982536</b>







<b>Assets :</b>		
Cash and Balances with Reserve Bank of India	858580	947114
Balances with Bank and Money at Call and Short Notice	1346952	1288502
Investments	5513607	5715490
Advances	15075270	15237205
Fixed Assets	319185	325583
Other Assets	590194	468642
<b>Total</b>	<b>23703788</b>	<b>23982536</b>


  
**(Usha Ananthasubramanian)**  
**Managing Director & CEO**


  
**(B. K. Sahoo)**  
**Director**

  
**(N. K. Sahoo)**  
**Executive Director**

  
**(S. Harisankar)**  
**Executive Director**

  
**(S. L. Jain)**  
**General Manager (F&A) & CFO**



  
**(S. K. Jain)**  
**Dy. General Manager**

  
**(S. Bal)**  
**Asst General Manager**

**Statutory Central Auditors**

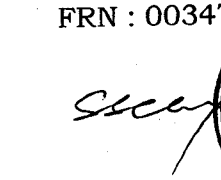

(In terms of our report of even date)

For **M/s N. C. Banerjee & Co.**  
 Chartered Accountants  
 FRN : 30208

  
  
**(CA P. K. Sarker)**  
 Partner



Membership No. - 060543

For **M/s Raju & Prasad**  
 Chartered Accountants  
 FRN : 003475S

  
  
**(CA S. Srinivasa)**  
 Partner

Membership No. - 009329

For **M/s Kansal Singla & Associates**  
 Chartered Accountants  
 FRN : 003897N

  
  
**(CA S. K. Kar)**  
 Partner



Membership No. - 080632

For **M/s De & Bose**  
 Chartered Accountants  
 FRN : 302175E

  
  
**(CA Subrata De)**  
 Partner

Membership No. - 054962

For **M/s G N S & Associates**  
 Chartered Accountants  
 FRN : 318171E

  
  
**(CA S. K. Dehuri)**  
 Partner

Membership No. - 053937

Place : Kolkata  
 Date : 17.05.2017

**ALLAHABAD BANK**  
**SEGMENT-WISE REVENUE, RESULTS AND CAPITAL EMPLOYED**  
**FOR THE QUARTER AND YEAR ENDED 31.03.2017**

(₹ in lakh)

Particulars	Quarter Ended			Year ended		Year ended (Consolidated)	
	31.03.17 (Audited)	31.12.16 (Reviewed)	31.03.16 (Audited)	31.03.17 (Audited)	31.03.16 (Audited)	31.03.17 (Audited)	31.03.16 (Audited)
<b>PART A. Business Segment</b>							
<b>a) Segment Revenue</b>							
i) Treasury Operations	162808	164683	128131	611927	496831	611927	496831
ii) Corporate/Wholesale Banking	141291	158003	195703	676798	906696	676798	906696
iii) Retail Banking	174006	167581	168114	679157	638780	679157	638780
iv) Other Banking Operations	32402	12246	13190	62591	37200	90012	56374
Total	510507	502513	505138	2030473	2079507	2057894	2100681
Less: Inter Segment Revenue	0	0	0	0	0	0	0
Net Sales/Income from Operation	510507	502513	505138	2030473	2079507	2057894	2100681
<b>b) Segment Result</b>							
<b>Profit (+) / Loss (-) before Tax &amp; after interest from each segment</b>							
i) Treasury Operations	60128	53882	25245	195343	91498	195343	91498
ii) Corporate/Wholesale Banking	(26,254)	(27,704)	3812	(61,979)	105212	(61,979)	105212
iii) Retail Banking	46413	51942	49233	208221	194857	208221	194857
iv) Other Banking Operations	26279	8214	9035	45092	21823	49297	24630
Total (Operating Profit)	106566	86334	87325	386677	413390	390862	416197
Less:							
i) Interest	0	0	0	0	0	0	0
ii) Other Un-allocable Expenditure	143016	89613	248715	447147	525319	447200	525519
iii) Other Un-allocable Income	0	0	0	0	0	0	0
Total Profit before Tax	(36,451)	(3279)	(161,390)	(60,471)	(111,929)	(56,318)	(109,322)
<b>Segment Assets</b>							
i) Treasury Operations	5646095	6534245	5803639	5646095	5803639	5646095	5803639
ii) Corporate/Wholesale Banking	11062302	11097000	11540792	11062302	11540792	11062302	11540792
iii) Retail Banking	6553169	6193400	6167545	6553169	6167545	6553169	6167545
iv) Other Banking Operations	123037	133827	144977	123037	144977	214391	207103
v) Unallocated Assets	319185	320970	325583	319185	325583	320307	326642
Total Assets	23703788	24279441	23982536	23703788	23982536	23796263	24045721
<b>Segment Liabilities</b>							
i) Treasury Operations	5377981	6227227	5538487	5377981	5538487	5377981	5538487
ii) Corporate/Wholesale Banking	10536991	10575597	11013525	10536991	11013525	10536991	11013525
iii) Retail Banking	6241981	5902397	5885767	6241981	5885767	6241981	5885767
iv) Other Banking Operations	117195	127539	138353	117195	138353	177491	172801
v) Unallocated Assets	0	0	0	0	0	0	0
Total	22274148	22832759	22576133	22274148	22576133	22334444	22610580
Capital & Reserves	1429640	1446682	1408403	1429640	1408403	1461819	1435141
Total Liabilities	23703788	24279441	23982536	23703788	23982536	23796263	24045721

<b>PART B. Geographic Segment</b>							
<b>a) Revenue</b>							
i) Domestic	503798	492667	497924	1998677	2052362	2026098	2073536
ii) International	6709	9846	7214	31796	27145	31796	27145
Total	510507	502513	505138	2030473	2079507	2057894	2100681
<b>b) Assets</b>							
i) Domestic	22408738	22956900	22530545	22408738	22530545	22501213	22593730
ii) International	1295050	1322541	1451991	1295050	1451991	1295050	1451991
Total	23703788	24279441	23982536	23703788	23982536	23796263	24045721


**Notes on Segment Reporting :**

- As per guidelines of RBI on compliance with Accounting Standards, the Bank has adopted "Treasury Operations", Corporate/Wholesale Banking, Retail Banking and "Other Banking Operations" as Primary business segments and "Domestic" and International as geographic segments for the purpose of compliance with AS-17 on Segment reporting issued by ICAI
- The figures of the previous period/year have been regrouped/rearranged wherever necessary so as to make them comparable with those of the current Period.

  
**Usha Ananthasubramanian**  
 Managing Director & CEO

  
**N.K. Sahoo**  
 Executive Director

  
**S. Harisankar**  
 Executive Director


  
**Bijaya Kumar Sahoo**  
 Director

  
**S.L. Jain**  
 General Manager  
 (Finance & Accounts and CFO)


  
**S.K. Jain**  
 Dy. General Manager  
 (Finance & Accounts)


  
**S. Bal**  
 Asst. General Manager  
 (Finance & Accounts)

**In terms of our report of even date**

For M/s N. C. Banerjee & Co.  
 Chartered Accountants  
 FRN : 302081E  
  
 (CA P.K. Sarker)  
 Partner  
 Membership No.-080543

For M/s Raju & Prasad  
 Chartered Accountants  
 FRN : 003475S  
  
 (CA S. Srinivasa Rao)  
 Partner  
 Membership No.-008328

For M/s Kansal Singla & Associates  
 Chartered Accountants  
 FRN : 003867N  
  
 (CA S.K. Kansal)  
 Partner  
 Membership No.-080632

For M/s De & Bose  
 Chartered Accountants  
 FRN : 302175E  
  
 (CA Subrata De)  
 Partner  
 Membership No.-054962

For M/s GNS & Associates  
 Chartered Accountants  
 FRN : 318171E  
  
 (CA S.K. Dehru)  
 Partner  
 Membership No.-053937