





ALLAHABAD BANK
REVIEWED FINANCIAL RESULTS
for the Quarter & Half Year ended 30th September, 2017

(₹ in lakhs)

Sl. No.	Particulars	Quarter Ended			Half Year Ended		Year Ended
		30.09.2017	30.06.2017	30.09.2016	30.09.2017	30.09.2016	31.03.2017
		Reviewed	Reviewed	Reviewed	Reviewed	Reviewed	Audited
1	Interest Earned (a) + (b) + (c) + (d)	419000	414785	442246	833785	899295	1766039
(a)	Interest/Discount on Advances/bills	288005	284870	330313	572875	668251	1260310
(b)	Income on Investments	95491	96423	97396	191914	203794	412012
(c)	Interest on Balances with Reserve Bank of India and other inter bank funds	30135	28253	10316	58388	19863	61269
(d)	Others	5369	5239	4221	10608	7387	32448
2	Other Income	87778	82072	62915	169849	118156	264433
A	TOTAL INCOME (1)+(2)	506778	496857	505161	1003634	1017451	2030472
3	Interest Expended	293554	290516	307303	584069	625032	1237336
4	Operating Expenses (e) + (f)	90931	89309	100825	180240	198642	406459
(e)	Employees Cost	45404	44749	58086	90153	115170	228594
(f)	Other operating expenses (All items exceeding 10% of the total expenditure excluding interest expenditure have been shown separately)	45527	44560	42739	90087	83472	177865
B	Total Expenditure (3) + (4) excluding Provisions and Contingencies	384485	379825	408128	764309	823674	1643795
C	Operating Profit (A - B) (profit before Provisions & Contingencies)	122293	117032	97033	239325	193777	386677
D	Provisions (other than tax) and Contingencies	149711	133536	81440	283247	214518	447147
	of which provisions for Non-performing Assets	146952	168670	69208	315622	226667	455237
E	Exceptional Items	0.00	0.00	0.00	0.00	0.00	0
F	Provision for Taxes	(34438)	(19388)	9090	(53826)	29252	(29119)
G	Net Profit (+)/Loss(-) from Ordinary Activities (C-D-E-F)	7020	2884	6503	9904	(49993)	(31351)
H	Extraordinary Items (net of tax expenses)	0.00	0.00	0.00	0.00	0.00	0.00
I	Net Profit(+)/Loss(-) for the period (G-H)	7020	2884	6503	9904	(49993)	(31351)
5	Paid-up equity share capital (Face Value @ Rs. 10 per Share)	80021	74369	72303	80021	72303	74369
6	Reserves excluding Revaluation Reserves (As per balance sheet of previous accounting year)	1095224	1095224	1080220	1095224	1080220	1095224




Sl. No.	Particulars	Quarter Ended			Half Year Ended		Year Ended
		30.09.2017	30.06.2017	30.09.2016	30.09.2017	30.09.2016	31.03.2017
		Reviewed	Reviewed	Reviewed	Reviewed	Reviewed	Audited
7	Analytical Ratios						
(i)	Percentage of shares held by Government of India	68.32	65.92	67.21	68.32	67.21	65.92
(ii)	Capital Adequacy Ratio (%)	11.74	11.61	10.49	11.74	10.49	11.45
	(a) CET 1 Ratio (%)	8.41	8.32	7.98	8.41	7.98	8.20
	(b) Additional Tier 1 Ratio (%)	0.36	0.29	0.11	0.36	0.11	0.29
(iii)	Earning per share (EPS) Basic & Diluted (₹)	0.90	0.39	0.90	1.30	(7.18)	(4.36)
(iv)	a) Amount of Gross Non-Performing Assets	2145427	2103242	1909453	2145427	1909453	2068783
	b) Amount of Net Non-Performing Assets	1266218	1286866	1280045	1266218	1280045	1343351
	c) % of Gross NPAs	14.10	13.85	12.28	14.10	12.28	13.09
	d) % Net NPAs	8.84	8.96	8.59	8.84	8.59	8.92
(v)	Return on Assets (Annualised) (%)	0.12	0.05	0.11	0.08	(0.44)	(0.13)
Items of other operating Expenses Exceeded 10% of total expenditure excluding interest Expenditure							
	Rent, Taxes & Lighting	9713	12764	11803	22477	23207	50288


Notes on Accounts as per Annexure



(Usha Ananthasubramanian)
Managing Director & CEO


(B. K. Sahoo)
Director


(N. K. Sahoo)
Executive Director


(S. Harisankar)
Executive Director



(B. K. Mitra)
General Manager (F & A) and CFO


(S. K. Jain)
Dy. General Manager (F & A)



(S. Bal)
Asst. General Manager (F & A)

Statutory Central Auditors
(In terms of our report of even date)


For M/s N. C. Banerjee & Co
Chartered Accountants
FRN : 302081E


(CA E. Chakraborty)
Partner
Membership No. - 302738


For M/s Raju & Prasad
Chartered Accountants
FRN : 003475S


(CA I. Dileep Kumar)
Partner
Membership No. - 223943


For M/s Kansal Singla &
Chartered Accountants
FRN : 003897N


(CA Surinder Kumar)
Partner
Membership No. - 070485

For M/s De & Bose
Chartered Accountants
FRN : 302175E


(CA Shantanu Roy)
Partner
Membership No. - 052470

For M/s GNS & Associates
Chartered Accountants
FRN : 318171E





(CA S. K. Dehuri)
Partner
Membership No. - 053937

Place : Kolkata
Date : 10.11.2017




NOTES ON ACCOUNTS FORMING PART OF UN-AUDITED FINANCIAL RESULTS
FOR THE QUARTER AND HALF YEAR ENDED 30th SEPTEMBER, 2017

- 1) The Bank is following the same significant Accounting Policies in preparation of these financial results as were followed in the annual financial statements for the year ended 31st March, 2017.
- 2) The above financial results have been reviewed by the Audit Committee of the Board and approved by the Board of Directors of Bank in its meeting held on November 10, 2017. The results have also been subjected to Limited Review by the Statutory Central Auditors of the Bank.
- 3) The financial results for the quarter and half year ended on 30th September, 2017 have been arrived at after considering provisions for Non-performing Assets, Standard Assets, Restructured Advances, Investment Depreciation, Sundry Liabilities (Interest Capitalisation) Account for Funded Interest Term Loan (FITL), and provision for exposure to entities with Unhedged Foreign Currency Exposure on the basis of prudential norms and specific guidelines issued by Reserve Bank of India. Provisions for employee benefits have been made on the basis of actuarial valuation based on AS-15 (R) issued by The Institute of Chartered Accountants of India.
- 4) During the quarter ended September 30, 2017, Bank has raised Additional Tier 1 (AT1) capital of ₹ 100 crore through private placement of AT1 Perpetual Bonds. The Bank has further raised Additional Tier 1 (AT1) capital of ₹ 600 crore through private placement of AT1 Perpetual Bonds on 08.11.2017.
- 5) The Government of India infused capital amounting to ₹ 418 crore for the financial year 2016-17. The said capital infusion fund was kept as "Share Application Money pending allotment" as on 30.06.2017.

Upon receipt of requisite approval from the Government of India vide their letter dated 4th August, 2017, the Bank has on 07.08.2017 issued and allotted 5,65,24,678 new equity shares of face value of ₹ 10.00 each on preferential basis to Government of India (President of India) at an issue price of ₹ 73.95 per equity share including a premium of ₹ 63.95 per equity share against said capital infusion of ₹ 418.00 crore. The shareholding of Government of India has increased from 65.92% to 68.32% post allotment.







- 6) RBI circular DBOD No. BP. BC. 1/21.06.201/2015-16 dated July 01, 2015 on 'Basel III Capital Regulations' read together with RBI circular DBR. No. BP. BC. 80/21.06.201/2014-15 dated March 31, 2015 on 'Prudential Guidelines on Capital Adequacy and Liquidity Standards - Amendments' requires banks to make applicable Pillar 3 disclosures including leverage ratio and liquidity coverage ratio under the Basel III Framework. These disclosures are being made available on the Bank's website www.allahabadbank.in. These disclosures have not been subjected to limited review by the auditors.
- 7) Based on the available financial statements and the declarations from borrowers wherever received, the Bank has estimated the liability of ₹ 3.95 crore upto 30th September, 2017 (corresponding quarter of previous year ₹10.83 crore) on Unhedged Foreign Currency Exposure to their constituents in terms of RBI circulars dated 15.01.2014 and 03.06.2014. The said amount has been fully provided for.
- 8) In compliance with RBI Circular DBR No. BP 34/21.04.132/2016-17 dated November 10, 2016, on "Scheme for Stressed Assets – Revision", in respect of Standard Facilities under Strategic Debt Restructuring (SDR) and Scheme for Sustainable Structuring of Stressed Assets (S4A), the Bank has, reversed an amount of ₹ 34.16 crore being unrealized interest during the quarter in such accounts.
- 9) In terms of RBI circular DBR No. BP. BC.64/ 21.04.048/2016/17 dated 18.04.2017, the Board of Directors of the Bank has made additional provision of 0.10% over and above the regulatory minimum percentage, in respect of standard advances under the Telecom Sector. Likewise, in respect of standard advances under Power Sector, Iron & Steel Sector and Textile Sector, the Bank has made additional provision of 0.10% over and above the regulatory minimum percentage. Accordingly, an additional provision of ₹ 22.24 crore has been made as on 30th September 2017.





- 10) As per RBI directions for initiating Insolvency Process – Provisioning Norms vide letter No. DBR. No. BP : 15199/21.04.048/2016-17 dated 23rd June, 2017 in respect of 9 Accounts covered under provisions of Insolvency and Bankruptcy Code (IBC), the Bank was required to make additional provision of ₹ 807.04 crore to be proportionately spread over three quarters starting from 2nd quarter i.e. September, 2017 so that the required provision are fully in place by March, 2018. The additional provision of ₹ 269.01 crore over and above the normal ageing provision has been made during the quarter leaving a balance of ₹ 538.03 crore to be made in the remaining period of the current financial year i.e. by March 2018.
- 11) In terms of RBI circular FIDD. CO. Plan. BC. 23/04.09.01/ 2015-16 dated April 7, 2016, the Bank has, during the quarter sold 22412 units of Priority Sector Lending Certificate (PSLC) amounting to ₹ 5603 crore under Agriculture, SF/MF and Micro Enterprises category. During the quarter, Bank has also purchased 16192 units of Priority Sector Lending Certificate (PSLC) amounting to ₹ 4048 crore under SF/MF category.
- 12) Non Performing Loan Provision Coverage Ratio of the Bank is 54.33%.
- 13) Corresponding figures relating to previous period have been regrouped/ reclassified/ rearranged, wherever considered necessary in order to make them comparable with that of current period's figures.
- 14) Statement of Assets and Liabilities:

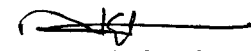
Particulars	₹ in lakh		
	As on 30.09.2017 Reviewed	As on 30.09.2016 Reviewed	As on 31.03.2017 Audited
Capital and Liabilities:			
Capital	80021	72303	74369
Reserves and Surplus	1423853	1350980	1355271
Share application money pending allotment	0	3300	41800
Deposits	20726891	20019413	20187022
Borrowings	1383431	1237108	1467032
Other Liabilities and Provisions	521608	556817	578294
Total	24135804	23239921	23703788



Assets :			
Cash and Balances with Reserve Bank of India	1005057	934810	858580
Balances with Bank and Money at Call and Short Notice	1806713	1328545	1346952
Investments	6012755	5285322	5513607
Advances	14337366	14907397	15075270
Fixed Assets	315715	322620	319185
Other Assets	658198	461227	590194
Total	24135804	23239921	23703788



(Usha Ananthasubramanian)
Managing Director & CEO


(B. K. Sahoo)
Director


(N. K. Sahoo)
Executive Director


(S. Harisankar)
Executive Director


(B. K. Mitra)
General Manager (F & A) and CFO



(S. K. Jain)
Dy. General Manager (F & A)


(S. Bal)
Asst General Manager (F & A)

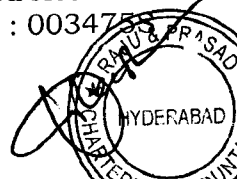
Statutory Central Auditors

(In terms of our report of even date)

For **M/s N. C. Banerjee & Co.**
 Chartered Accountants
 FRN : 302081E



(CA E. Chakrabarty)
 Partner
 Membership No. - 302738

For **M/s Raju & Prasad**
 Chartered Accountants
 FRN : 0034755



(CA I. Dileep Kumar)
 Partner
 Membership No.- 223943

For **M/s Kansal Singla & Associates**


Chartered Accountants
 FRN : 003897N


(CA Surinder Kumar)
 Partner
 Membership No.- 070405

For **M/s De & Bose**
 Chartered Accountants
 FRN : 302175E


(CA Shantanu Roy)
 Partner
 Membership No. - 052470

For **M/s G N S & Associates**
 Chartered Accountants
 FRN : 318171E


(CA S. K. Dehuri)
 Partner
 Membership No. - 053937

Place : Kolkata

Date : 10.11.2017

**LIMITED REVIEW REPORT ON THE FINANCIAL RESULTS
FOR THE QUARTER AND HALF YEAR ENDED 30th SEPTEMBER, 2017**





To
The Board of Directors,
Allahabad Bank,
Kolkata.

We have reviewed the accompanying unaudited financial results of Allahabad Bank ("The Bank") for the quarter and half year ended September 30, 2017. The disclosures relating to "Pillar 3 under Basel III Capital Regulations", "Leverage Ratio" and "Liquidity Coverage Ratio" disclosed on the Bank's website, have not been reviewed by us. These financial results are the responsibility of the Bank's management and have been approved by the Board of Directors. Our responsibility is to issue a report on these financial statements based on our review.

We conducted our review in accordance with the Standard on Review Engagement (SRE) 2410, "Review of Interim Financial Information Performed by the Independent Auditors of the Entity" issued by the Institute of Chartered Accountants of India. This standard requires that we plan and perform the review to obtain moderate assurance as to whether the financial statements are free of material misstatement. A review is limited primarily to inquiries of Bank personnel and analytical procedures applied to financial data and thus provides less assurance than an audit. We have not performed an audit and accordingly, we do not express an audit opinion.

In the conduct of our Review, we have reviewed 21 Branches including 1 Forex-cum-Treasury branch and relied on the review reports in respect of non-performing assets received from the concurrent auditors of 24 branches and 1 foreign branch reviewed by local auditor specifically appointed for this purpose. These review reports cover 53.54% of the advances portfolio of the bank (excluding the advances of Asset Recovery Management Branches & Outstanding Food credit as on September 30, 2017). Apart from these review reports, in the conduct of our review, we have also relied upon various returns received from the branches of the bank.


Based on our review conducted as above, nothing has come to our attention that causes us to believe that the accompanying statement of unaudited financial results prepared in accordance with applicable accounting standards and other recognised accounting practices and policies has not disclosed the information required to be disclosed in terms of Regulation 33 of the SEBI (Listing Obligations and Disclosure



Requirements) Regulations, 2015 read with RBI circular (DBS.ARS. No. BC. 2/08.91.001/2016-17 dated July 27, 2016 with respect to half yearly/ Quarterly Review of Accounts of Public Sector Banks) including the manner in which it is to be disclosed, or that it contains any material misstatement or that it has not been prepared in accordance with the relevant prudential norms issued by Reserve Bank of India in respect of income recognition, asset classification, provisioning and other related matters.

Statutory Central Auditors


For **M/s N. C. Banerjee & Co.**
Chartered Accountants
FRN : 302081E



E. Chakraborty
(CA E. Chakraborty)
Partner

Membership No. - 302738


For **M/s Raju & Prasad**
Chartered Accountants
FRN : 003475S



I. Dileep Kumar
(CA I. Dileep Kumar)
Partner

Membership No.- 223943


For **M/s Kansal Singla & Associates**
Chartered Accountants
FRN : 003897N



Surinder Kumar
(CA Surinder Kumar)
Partner

Membership No.- 070405


For **M/s De & Bose**
Chartered Accountants
FRN : 302175E



Shantanu Roy
(CA Shantanu Roy)
Partner

Membership No. - 052470

For **M/s G N S & Associates**
Chartered Accountants
FRN : 318171E



S. K. Dehuri
(CA S. K. Dehuri)
Partner

Membership No. - 053937

Place : Kolkata

Date : 10.11.2017

ALLAHABAD BANK

SEGMENT- WISE REVENUE, RESULTS AND TOTAL ASSETS AND LIABILITIES
FOR THE QUARTER & HALF YEAR ENDED 30.09.2017


(₹ In lakhs)


Particulars	Quarter ended			Half Year ended		Year ended
	30.09.2017 (Reviewed)	30.06.2017 (Reviewed)	30.09.2016 (Reviewed)	30.09.2017 (Reviewed)	30.09.2016 (Reviewed)	31.03.2017 (Audited)
PART - A Business Segment						
a Segment Revenue						
i) Treasury Operations	161021	167579	141011	328600	284436	611927
ii) Corporate/Wholesale Banking	151495	144559	186377	296054	377504	676798
iii) Retail Banking	160314	166086	166629	326400	337570	679157
iv) Other Banking Operations	33947	18633	11143	52580	17941	62591
Total	506777	496857	505160	1003634	1017451	2030473
Less : Inter Segment Revenue	0	0	0	0	0	0
Net Sales/Income from Operation	506777	496857	505160	1003634	1017451	2030473
b Segment Result						
Profit (+)/Loss (-) before Tax & after interest from each segment						
i) Treasury Operations	58711	69822	41611	128533	81333	195343
ii) Corporate/Wholesale Banking	-18819	-24514	-2350	-43333	-8021	-61979
iii) Retail Banking	54313	57349	50533	111662	109866	208221
iv) Other Banking Operations	28088	14375	7239	42463	10599	45092
Total (Operating Profit)	122293	117032	97033	239325	193777	386677
Less :						
i) Interest	0	0	0	0	0	0
ii) Other Un-allocable Expenditure	149711	133536	81441	283247	214519	447147
iii) Other Un-allocable income	0	0	0	0	0	0
Total Profit Before Tax	(27418)	(16504)	15592	(43922)	(20742)	(60470)
c Segment Assets						
i) Treasury Operations	6167670	5557280	5372890	6167670	5372890	5646095
ii) Corporate/Wholesale Banking	11069516	11058037	11212408	11069516	11212408	11062302
iii) Retail Banking	6457485	6522195	6190746	6457485	6190746	6553169
iv) Other Banking Operations	125418	125100	141257	125418	141257	123037
v) Unallocated Assets	315715	317999	322620	315715	322620	319185
Total	24135804	23580611	23239921	24135804	23239921	23703788
d Segment Liabilities						
i) Treasury Operations	5860023	5285492	5114843	5860023	5114843	5377981
ii) Corporate/Wholesale Banking	10517362	10517225	10673903	10517362	10673903	10536991
iii) Retail Banking	6135382	6203216	5893419	6135382	5893419	6241981
iv) Other Banking Operations	119162	118982	134473	119162	134473	117195
v) Unallocated Liabilities	0	0	0	0	0	0
Total	22631929	22124915	21816638	22631929	21816638	22274148
Capital & Reserves	1503875	1455696	1423283	1503875	1423283	1429640
Total Liabilities	24135804	23580611	23239921	24135804	23239921	23703788
e Capital Employed						
(Segment Assets - Segment Liabilities)						
i) Treasury Operations	307647	271788	258047	307647	258047	268114
ii) Corporate/Wholesale Banking	552154	540812	538505	552154	538505	525311
iii) Retail Banking	322103	318979	297327	322103	297327	311188
iv) Other Banking Operations	6256	6118	6784	6256	6784	5842
v) Unallocated Assets	315715	317999	322620	315715	322620	319185
Total Capital Employed	1503875	1455696	1423283	1503875	1423283	1429640
PART - B Geographic Segment						
a Revenue						
i) Domestic	498066	488546	496786	986612	1002209	1998677
ii) International	8711	8311	8374	17022	15242	31796
Total	506777	496857	505160	1003634	1017451	2030473
b Assets						
i) Domestic	22655437	22236789	21840354	22655437	21840354	22408738
ii) International	1480367	1343822	1399567	1480367	1399567	1295050
Total	24135804	23580611	23239921	24135804	23239921	23703788


Notes on Segment Reporting :


1 As per guidelines of RBI on compliance with Accounting Standards, the Bank has adopted " Treasury Operations", Corporate/Wholesale Banking , Retail Banking and " Other Banking Operations" as Primary business segments and "Domestic" and International as geographic segments for the purpose of compliance with AS-17 on Segment reporting issued by ICAI.


2 The figures of the previous period/year have been regrouped/rearranged wherever necessary so as to make them comparable with those of the current Period.



(Usha Ananthasubramanian)
Chairman & Managing Director

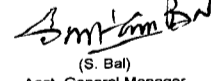

(N.K.Sahoo)
Executive Director


(S.Harisankar)
Executive Director




(B.K.Sahoo)
Director


(B.K.Mitra)
General Manager
(Finance & Accounts and CFO)


(S.K.Jain)
Dy. General Manager
(Finance & Accounts)




(S.Bal)
Asst. General Manager
(Finance & Accounts)


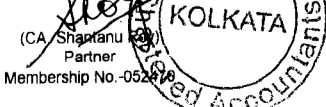
In terms of our review report of even date.


For M/s N.C Banerjee & co.
Chartered Accountants
FRN : 302081E

(CA. E. Chakraborty)
Partner
Membership No.-302738


For M/s Raju & Prasad
Chartered Accountants
FRN : 003755

(CA) Dileep Kumar
Partner
Membership No.-223943


For M/s Kansal Singla & Associates
Chartered Accountants
FRN : 003897N

(CA Surinder Kumar)
Partner
Membership No.-070405


For M/s De & Bose
Chartered Accountants
FRN : 3302175E

(CA) Shantanu
Partner
Membership No.-052499


For M/s GNS & Associates
Chartered Accountants
FRN : 318171E

(CA S.K.Dehun)
Partner
Membership No.-053937